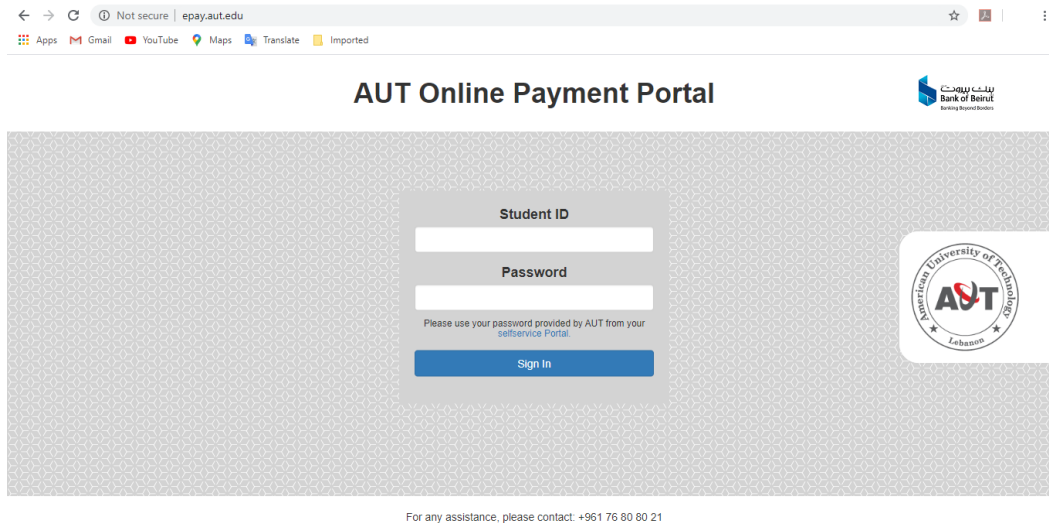
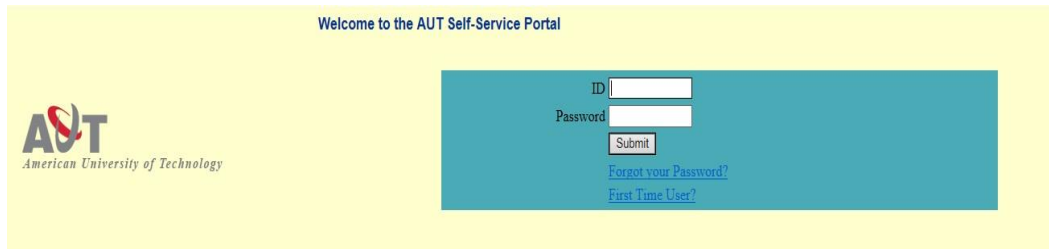


1. Go to <http://epay.aut.edu/>, insert your ID and password, and then click on Sign In.

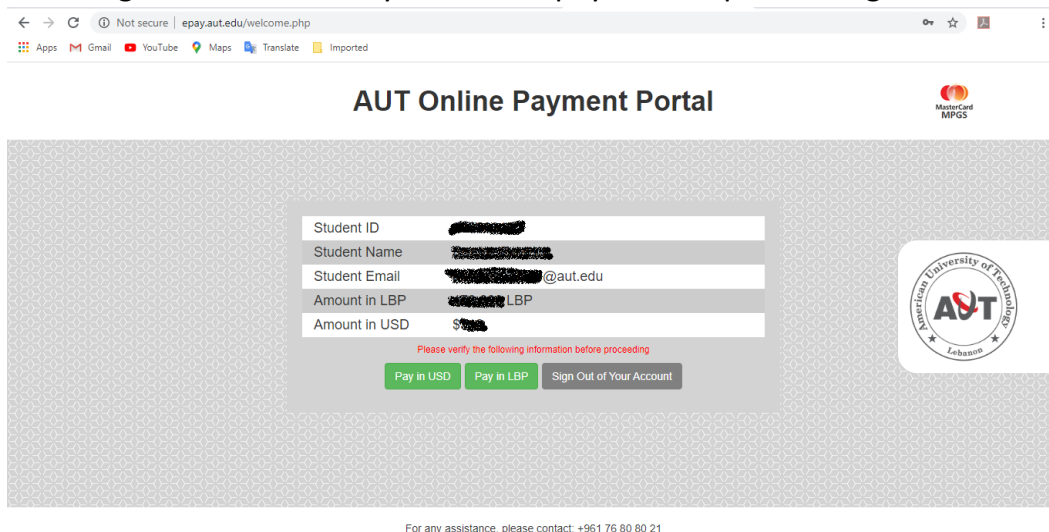


- a. If you do not know your password, then go to <http://selfservice.aut.edu/>, insert your ID and selfservice password, then click on submit.



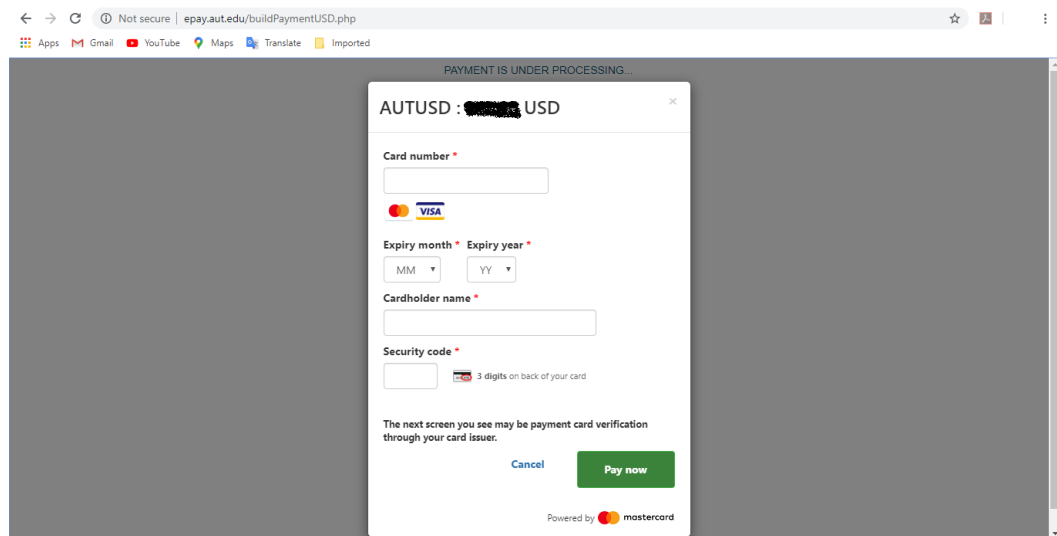
- b. Once you are signed in, your epay password will appear on the main page: a list of 13 alphanumeric characters (per example: hq92760XTBFXA).

2. Once you are signed in on epay.aut.edu, please verify all your information, including the amount that you have to pay, before proceeding.



Please note that you can pay your tuition in either USD or LBP, just click on the button of your choice.

3. If you chose to pay your tuition in USD (or in LBP), you will be redirected to another page showing your tuition in USD (or in LBP). Please add your card information and click on Pay now. Please note that this page is powered by MasterCard and completely secure and safe, and thus it may take few moments to load.



4. After clicking on Pay now, and if all information are correct, a message will be displayed: “Your Payment is Successfully Confirmed, a confirmation will be sent by Email”. You will also be redirected to the home page in 5 seconds.
5. If a message was displayed saying that “Your Payment has Failed, please contact your payment provider”, this means that you could not pay your tuition. Therefore, please check with your bank before trying to pay another time.
6. Please note that you can contact the number +961 76 80 80 21 for any assistance concerning your payments.